

# Society For American Baseball Research

## Baseball Records Committee

Lyle Spatz, Editor

August 2008

**Not everything that counts is counted; not everything that is counted is worth counting.**  
**—Albert Einstein**

### SABR 38 IN CLEVELAND

From all I hear, the Cleveland convention was terrific, as they all are. Heartiest congratulations to **Mark Armour** on winning the Bob Davids Award, another excellent and well-deserved choice.

I really missed not being there. Several times during that weekend I would tell my wife that it's such and such a time, and if I were at the convention I'd be at this committee meeting, or listening to this research presentation, or, best of all, shmoozing with the guys. She just rolled her eyes.

### MOST YEARS BETWEEN MANAGERIAL TENURES WITH THE SAME TEAM

In June, Cito Gaston replaced John Gibbons as manager of the Toronto Blue Jays ten years after he had last managed the Jays. This list, from **Bill Arnold**, is of all the managers who returned to a team ten years or more after they managed them last.

Manager	Team	End	Start	Years Between
Bucky Harris	Tigers	1933	1955	21
Paul Richards	White Sox	1954	1976	21
Yogi Berra	Yankees	1964	1984	19
Johnny Pesky	Red Sox	1964	1980	16
Bill Rigney	Giants	1960	1976	15
Rogers Hornsby	Browns	1937	1952	14
Bob Schaefer	Royals	1991	2005	13
John McNamara	Angels	1984	1996	11
Bill Carrigan	Red Sox	1916	1927	10
Billy Southworth	Cardinals	1929	1940	10
Charlie Grimm	Cubs	1949	1960	10
Paul Owens	Phillies	1972	1983	10
Cito Gaston	Blue Jays	1997	2008	10



### SORTING OUT THE O'BRIEN BOYS

No, not Johnny and Eddie of the mid-1950s Pittsburgh Pirates, but Darby and Tom of the 1887 New York Metropolitans. In the June newsletter, **Trent McCotter's** proposed changes to the season and career at bat totals for certain Louisville and New York players because of ICI's failure to subtract the walks from each batter's at-bat total in the game of August 31. **Ev Cope** noticed that while the 1887 at-bat total for Darby O'Brien was correct, the career total that Trent adjusted was not for Darby, but for teammate Tom O'Brien. Trent concurs, and so the correct season and career numbers for William D. (Darby) O'Brien are listed below. There are no changes to Tom O'Brien's totals.

NEW YORK	CHANGE	1887 AB	CAREER AB
DARBY O'BRIEN	-1AB	521	2855

## HITTING A HOME RUN AND NOT BEING CREDITED WITH AN RBI

In his study of the league day-by-day logs for 1920-1939, **Trent McCotter** found many previously uncorrected cases of players hitting a home run without being credited with any RBIs. He also checked newspapers for these games to see if the batters had RBIs other than those attained via their home run(s). The list below is for changes Trent suggests for the years 1920 through 1926. The October newsletter will have the years 1928 through 1939. (There were no such cases in 1927.)

				<u>Date</u>				
Cy Williams	PHI	(NL)	4	15	1920	HR,	NO RBI ADD ONE RBI	
Bernie Neis	BRO	(NL)	4	18	1920	HR,	NO RBI ADD TWO RBI	
Roger Peckinpaugh	NY	(AL)	4	26	1920	HR,	NO RBI ADD ONE RBI	
Zack Wheat	BRO	(NL)	5	2	1920	HR,	NO RBI ADD ONE RBI	
Fred Lear	NY	(NL)	5	7	1920	HR,	NO RBI ADD ONE RBI	
Aaron Ward	NY	(AL)	5	12	1920	HR,	NO RBI ADD TWO RBI	
Charlie Deal	CHI	(NL)	5	31	1920	1G	HR,	NO RBI ADD ONE RBI
Babe Twombly	CHI	(NL)	6	2	1920	HR,	NO RBI ADD ONE RBI	
Dave Robertson	CHI	(NL)	6	2	1920	HR,	NO RBI ADD TWO RBI	
Buck Weaver	CHI	(AL)	6	11	1920	HR,	NO RBI ADD ONE RBI	
Tris Speaker	CLE	(AL)	6	18	1920	HR,	NO RBI ADD THREE RBI	
Hy Myers	BRO	(NL)	7	4	1920	2G	HR,	NO RBI ADD ONE RBI
Casey Stengel	PHI	(NL)	7	4	1920	1G	HR,	NO RBI ADD ONE RBI
Joe Jackson	CHI	(AL)	7	21	1920	HR,	NO RBI ADD ONE RBI	
Irish Meusel	PHI	(NL)	7	22	1920	HR,	NO RBI ADD TWO RBI	
Bill McKechnie	PIT	(NL)	7	22	1920	HR,	NO RBI ADD ONE RBI	
Art Fletcher	PHI	(NL)	7	23	1920	HR,	NO RBI ADD FOUR RBI	
Wally Pipp	NY	(AL)	4	14	1921	HR,	NO RBI ADD ONE RBI	
Patsy Gharrrity	WAS	(AL)	4	15	1921	HR,	NO RBI ADD THREE RBI	
Bob Meusel	NY	(AL)	4	16	1921	HR,	NO RBI ADD ONE RBI	
Bing Miller	WAS	(AL)	8	17	1921	HR,	NO RBI ADD TWO RBI	
Baby Doll Jacobson	STL	(AL)	8	18	1921	HR,	NO RBI ADD ONE RBI	
Earl Smith	WAS	(AL)	8	18	1921	HR,	NO RBI ADD ONE RBI	
Howard Shanks	WAS	(AL)	8	19	1921	HR,	NO RBI ADD TWO RBI	
Elam Vangilder	STL	(AL)	9	11	1921	HR,	NO RBI ADD ONE RBI	
George Sisler	STL	(AL)	9	27	1921	HR,	NO RBI ADD TWO RBI	
Pie Traynor	PIT	(NL)	5	22	1923	HR,	NO RBI ADD ONE RBI	
Ty Cobb	DET	(AL)	6	9	1923	HR,	NO RBI ADD TWO RBI	
Harry Heilmann	DET	(AL)	6	9	1923	HR,	NO RBI ADD ONE RBI	
Ike Caveney	CIN	(NL)	7	20	1923	HR,	NO RBI ADD THREE RBI	
Cotton Tjerner	PHI	(NL)	7	22	1923	HR,	NO RBI ADD FOUR RBI	
Harry Heilmann	DET	(AL)	9	27	1923	HR,	NO RBI ADD ONE RBI	
Casey Stengel	BOS	(NL)	4	16	1924	HR,	NO RBI ADD ONE RBI	
George Grantham	CHI	(NL)	5	30	1924	2G	HR,	NO RBI ADD ONE RBI
Bill Doak	BRO	(NL)	8	30	1924	HR,	NO RBI ADD ONE RBI	
Gabby Hartnett	CHI	(NL)	4	20	1925	HR,	NO RBI ADD ONE RBI	
George Harper	PHI	(NL)	5	26	1926	HR,	NO RBI ADD ONE RBI	
Gabby Hartnett	CHI	(NL)	8	4	1926	HR,	NO RBI ADD TWO RBI	

## RED RUFFING

**Jim Smith** has been compiling pitchers' career won-lost records for the 1920s-1940s era. Here are the totals for Red Ruffing, who pitched for Boston (AL) 1924-30; New York (AL) 1930-42, 1945-46; and Chicago (AL) 1947.

	<u>Won</u>	<u>Lost</u>
Boston	29	16
Chicago	41	30
Cleveland	42	38
Detroit	44	27
New York	1	16
Philadelphia	37	40
St. Louis	38	33
Washington	41	25
	<u>273</u>	<u>225</u>



## **MOST PRODUCTIVE PLAYERS WHO MADE THEIR DEBUTS IN THE YEARS 1921-1925**

**David Frank** has compiled lists of players who debuted in a specific year and went on to compile the highest totals in various career categories: games, hits, home runs, etc. This list covers the top five for the years 1921-1925.

### **1921**

**Games:** Goose Goslin, 2287; Kiki Cuyler, 1879; Bing Miller, 1820; Luke Sewell, 1630; Lu Blue, 1615  
**Runs:** Goose Goslin, 1483; Kiki Cuyler, 1305; Lu Blue, 1151; Bing Miller, 946; Riggs Stephenson, 714  
**RBI:** Goose Goslin, 1609; Kiki Cuyler, 1065; Bing Miller, 992; Riggs Stephenson, 773; Earl Sheely, 747  
**Hits:** Goose Goslin, 2735; Kiki Cuyler, 2299; Bing Miller, 1934; Lu Blue, 1695; Riggs Stephenson, 1515  
**2B:** Goose Goslin, 500; Kiki Cuyler, 394; Bing Miller, 389; Riggs Stephenson, 321; Lu Blue, 319  
**3B:** Goose Goslin, 173; Kiki Cuyler, 157; Lu Blue, 109; Bing Miller, 96; Luke Sewell, 56  
**HR:** Goose Goslin, 248; Kiki Cuyler, 128; Bing Miller, 116; Riggs Stephenson, 63; Earl Sheely, 48

### **1922**

**Games:** Jim Bottomley, 1991; Gabby Hartnett, 1990; Ossie Bluege, 1867; Travis Jackson, 1656; George Grantham, 1444  
**Runs:** Jim Bottomley, 1177; George Grantham, 912; Ossie Bluege, 883; Gabby Hartnett, 867; Sparky Adams, 844  
**RBI:** Jim Bottomley, 1422; Gabby Hartnett, 1179; Travis Jackson, 929; Ossie Bluege, 848; George Grantham, 712  
**Hits:** Jim Bottomley, 2313; Gabby Hartnett, 1912; Travis Jackson, 1768; Ossie Bluege, 1751; Sparky Adams, 1588  
**2B:** Jim Bottomley, 465; Gabby Hartnett, 396; George Grantham, 396; Travis Jackson, 291; Ossie Bluege, 276  
**3B:** Jim Bottomley, 151; George Grantham, 93; Travis Jackson, 86; Ossie Bluege, 67; Andy High, 65  
**HR:** Gabby Hartnett, 236; Jim Bottomley, 219; Travis Jackson, 135; George Grantham, 105; Joe Hauser, 80

### **1923**

**Games:** Lou Gehrig, 2164; Heinie Manush, 2008; Bill Terry, 1721; Willie Kamm, 1693; Jimmie Wilson, 1525  
**Runs:** Lou Gehrig, 1888; Heinie Manush, 1287; Bill Terry, 1120; Hack Wilson, 884; Willie Kamm, 802  
**RBI:** Lou Gehrig, 1995; Heinie Manush, 1183; Bill Terry, 1078; Hack Wilson, 1063; Willie Kamm, 826  
**Hits:** Lou Gehrig, 2721; Heinie Manush, 2524; Bill Terry, 2193; Willie Kamm, 1643; Hack Wilson, 1461  
**2B:** Lou Gehrig, 534; Heinie Manush, 491; Bill Terry, 373; Willie Kamm, 348; Hack Wilson, 266  
**3B:** Lou Gehrig, 163; Heinie Manush, 160; Bill Terry, 112; Willie Kamm, 85; Hack Wilson, 67  
**HR:** Lou Gehrig, 493; Hack Wilson, 244; Bill Terry, 154; Heinie Manush, 110; Freddy Leach 72

### **1924**

**Games:** Charlie Gehringer, 2323; Al Simmons, 2215; Hughie Critz, 1478; Earle Combs, 1455; Freddie Lindstrom, 1438  
**Runs:** Charlie Gehringer, 1774; Al Simmons, 1507; Earle Combs, 1186; Max Bishop, 966; Freddie Lindstrom, 895  
**RBI:** Al Simmons, 1827; Charlie Gehringer, 1427; Chick Hafey, 833; Freddie Lindstrom, 779; Glenn Wright, 723  
**Hits:** Al Simmons, 2927; Charlie Gehringer, 2839; Earle Combs, 1866; Freddie Lindstrom, 1747; Hughie Critz, 1591  
**2B:** Charlie Gehringer, 574; Al Simmons, 539; Chick Hafey, 341; Earle Combs, 309; Freddie Lindstrom, 301  
**3B:** Earle Combs, 154; Al Simmons, 149; Charlie Gehringer, 146; Hughie Critz, 95; Freddie Lindstrom, 81  
**HR:** Al Simmons, 307; Charlie Gehringer, 184; Chick Hafey, 164; Freddie Lindstrom, 103; Glenn Wright, 94

### **1925**

**Games:** Jimmie Foxx, 2317; Buddy Myer, 1923; Leo Durocher, 1637; Billy Rogell, 1482; Mickey Cochrane, 1482  
**Runs:** Jimmie Foxx, 1751; Buddy Myer, 1174; Mickey Cochrane, 1041; Billy Rogell, 755; Mule Haas, 706  
**RBI:** Jimmie Foxx, 1922; Buddy Myer, 850; Mickey Cochrane, 832; Billy Rogell, 609; Leo Durocher, 567  
**Hits:** Jimmie Foxx, 2646; Buddy Myer, 2131; Mickey Cochrane, 1652; Billy Rogell, 1375; Leo Durocher, 1320  
**2B:** Jimmie Foxx, 458; Buddy Myer, 353; Mickey Cochrane, 333; Billy Rogell, 256; Mule Haas, 254  
**3B:** Buddy Myer, 130; Jimmie Foxx, 125; Billy Rogell, 75; Mickey Cochrane, 64; Leo Durocher, 56  
**HR:** Jimmie Foxx, 534; Mickey Cochrane, 119; Shanty Hogan, 61; Earl Webb, 56; Mule Haas, 43



**Goose Goslin**



**Jim Bottomley**



**Heinie Manush**



**Al Simmons**



**Buddy Myer**

## MOST PRODUCTIVE PLAYERS WHO MADE THEIR DEBUTS IN THE YEARS 1926-1930

David Frank has compiled lists of players who debuted in a specific year and went on to compile the highest totals in various career categories: games, hits, home runs, etc. This list covers the top five for the years 1926-1930.

### 1926

**Games:** Mel Ott, 2730; Paul Waner, 2549; Joe Cronin, 2124; Tony Lazzeri, 1740; Babe Herman, 1552  
**Runs:** Mel Ott, 1859; Paul Waner, 1627; Joe Cronin, 1233; Tony Lazzeri, 986; Babe Herman, 882  
**RBI:** Mel Ott, 1860; Joe Cronin, 1424; Paul Waner, 1309; Tony Lazzeri, 1191; Babe Herman, 997  
**Hits:** Paul Waner, 3152; Mel Ott, 2876; Joe Cronin, 2285; Tony Lazzeri, 1840; Babe Herman, 1818  
**2B:** Paul Waner, 605; Joe Cronin, 515; Mel Ott, 488; Babe Herman, 399; Tony Lazzeri, 334  
**3B:** Paul Waner, 191; Joe Cronin, 118; Tony Lazzeri, 115; Babe Herman, 110; Mel Ott, 72  
**HR:** Mel Ott, 511; Babe Herman, 181; Tony Lazzeri, 178; Joe Cronin, 170; Paul Waner, 113

### 1927

**Games:** Dick Bartell, 2016; Lloyd Waner, 1993; Sam West, 1753; Red Kress, 1391; Woody English, 1261  
**Runs:** Lloyd Waner, 1201; Dick Bartell, 1130; Sam West, 954; Woody English, 801; Red Kress, 691  
**RBI:** Sam West, 838; Red Kress, 799; Dick Bartell, 710; Carl Reynolds, 699; Lloyd Waner, 598  
**Hits:** Lloyd Waner, 2459; Dick Bartell, 2165; Sam West, 1838; Red Kress, 1454; Carl Reynolds, 1357  
**2B:** Dick Bartell, 442; Sam West, 347; Red Kress, 298; Lloyd Waner, 281; Fred Schulte, 249  
**3B:** Lloyd Waner, 118; Carl Reynolds, 107; Sam West, 101; Dick Bartell, 71; Red Kress, 58  
**HR:** Red Kress, 89; Carl Reynolds, 80; Dick Bartell, 79; Sam West, 75; Fred Schulte, 47

### 1928

**Games:** Al Lopez, 1950; Bill Dickey, 1789; Chuck Klein, 1753; Rollie Hemsley, 1593; Pinky Whitney, 1539  
**Runs:** Chuck Klein, 1168; Bill Dickey, 930; Pepper Martin, 754; John Stone, 739; Pinky Whitney, 696  
**RBI:** Bill Dickey, 1209; Chuck Klein, 1201; Pinky Whitney, 927; John Stone, 707; Al Lopez, 652  
**Hits:** Chuck Klein, 2076; Bill Dickey, 1969; Pinky Whitney, 1701; Al Lopez, 1547; John Stone, 1391  
**2B:** Chuck Klein, 398; Bill Dickey, 343; Pinky Whitney, 303; Pepper Martin, 270; John Stone, 268  
**3B:** John Stone, 105; Pepper Martin, 75; Chuck Klein, 74; Bill Dickey, 72; Rollie Hemsley, 72  
**HR:** Chuck Klein, 300; Bill Dickey, 202; Don Hurst, 155; Pinky Whitney, 93; Spud Davis, 77; John Stone, 77

### 1929


**Games:** Doc Cramer, 2239; Rick Ferrell, 1884; Earl Averill, 1668; Lyn Lary, 1302; Eric McNair, 1251  
**Runs:** Doc Cramer, 1357; Earl Averill, 1224; Lyn Lary, 805; Roy Johnson, 717; Rick Ferrell, 687  
**RBI:** Earl Averill, 1164; Doc Cramer, 842; Rick Ferrell, 734; Eric McNair, 633; Roy Johnson, 556  
**Hits:** Doc Cramer, 2705; Earl Averill, 2019; Rick Ferrell, 1692; Roy Johnson, 1292; Eric McNair, 1240  
**2B:** Earl Averill, 401; Doc Cramer, 396; Rick Ferrell, 324; Roy Johnson, 275; Lyn Lary, 247  
**3B:** Earl Averill, 128; Doc Cramer, 109; Roy Johnson, 83; Lyn Lary, 56; Rick Ferrell, 45  
**HR:** Earl Averill, 238; Johnny Frederick, 85; Eric McNair, 82; Dale Alexander, 61; Roy Johnson, 58

### 1930

**Games:** Luke Appling, 2422; Joe Kuhel, 2104; Pinky Higgins, 1802; Ben Chapman, 1717; Tony Cuccinello, 1704  
**Runs:** Luke Appling, 1319; Joe Kuhel, 1236; Ben Chapman, 1144; Hank Greenberg, 1052; Pinky Higgins, 930  
**RBI:** Hank Greenberg, 1276; Luke Appling, 1116; Pinky Higgins, 1075; Joe Kuhel, 1049; Ben Chapman, 977  
**Hits:** Luke Appling, 2749; Joe Kuhel, 2212; Ben Chapman, 1958; Pinky Higgins, 1941; Tony Cuccinello, 1729  
**2B:** Luke Appling, 440; Joe Kuhel, 412; Ben Chapman, 407; Hank Greenberg, 379; Pinky Higgins, 374  
**3B:** Gus Suhr, 114; Joe Kuhel, 111; Ben Chapman, 107; Luke Appling, 102; Joe Vosmik, 93  
**HR:** Hank Greenberg, 331; Wally Berger, 242; Pinky Higgins, 140; Joe Kuhel, 131; Bruce Campbell, 106



Mel Ott




Paul Waner



Bill Dickey



Earl Averill



Luke Appling

## CATCHING OREL HERSHISER AND FERNANDO VALENZUELA

Courtesy of **Walt Wilson**, here are the batterymates for two pitchers who starred for the Los Angeles Dodgers in the 1980s.

### CATCHING OREL HERSHISER

Orel Hershiser pitched for Los Angeles (NL) 1983-94, 2000; Cleveland (AL) 1995-97; San Francisco (NL) 1998; and New York (NL) 1999. He made 466 starts and threw 25 shutouts.

	<u>Starts</u>	<u>Shutouts</u>
Mike Scioscia	190	13
Mike Piazza	79	0
Sandy Alomar Jr.	60	0
Tony Pena	23	1
Brian Johnson	19	0
Rick Dempsey	15	4
Brent Mayne	15	0
Carlos Hernandez	12	0
Alex Trevino	11	0
Steve Yeager	11	4
Pat Borders	7	0
Gary Carter	7	0
Todd Pratt	6	0
Todd Hundley	3	0
Jack Fimple	2	0
Chad Kreuter	2	0
Darrin Fletcher	1	0
Paul LoDuca	1	0
Orlando Mercado	1	0
Eddie Tucker	1	0
Total	466	25


Three of Hershiser's shutouts were with more than one catcher.

### CATCHING FERNANDO VALENZUELA

Fernando Valenzuela pitched for Los Angeles (NL) 1980-90; California (AL) 1991; Baltimore (AL) 1993; Philadelphia (NL) 1994; San Diego (NL) 1995-97; and St. Louis (NL) 1997. He made 424 starts and threw 31 shutouts.

	<u>Starts</u>	<u>Shutouts</u>
Mike Scioscia	232	24
Steve Yeager	48	5
John Flaherty	25	0
Chris Hoiles	20	2
Rick Dempsey	17	0
Brad Ausmus	16	0
Brian Johnson	13	0
Jack Fimple	12	0
Alex Trevino	11	0
Jeff Tackett	7	0
Carlos Hernandez	5	0
Mark Parent	4	0
Todd Pratt	4	0
Tom Lampkin	3	0
Mike Difelice	2	0
Mike Lieberthal	2	0
Darren Daulton	1	0
Lance Parrish	1	0
Ron Tingley	1	0
Total	424	31

All of Valenzuela's shutouts were with one catcher.



## CATCHING WILL WHITE AND CHARLIE BUFFINTON

Courtesy of **Walt Wilson**, here are the batterymates for two righthanders who were among the top pitchers in the nineteenth century.

### CATCHING WILL WHITE

Will White pitched for Boston (NL) 1877; Cincinnati (NL) 1878-80; Detroit (NL) 1881; and Cincinnati (AA) 1882-86. He made 401 starts and threw 36 shutouts.

	<u>Starts</u>	<u>Shutouts</u>
Pop Snyder	184	22
Deacon White	105	10
John Clapp	58	3
King Kelly	23	0
Bill Traffley	9	0
Jimmy Peoples	7	1
Kid Baldwin	6	0
Charlie Reilly	4	0
Charlie Bennett	2	0
Pete Hotaling	1	0
Cal McVey	1	0
Phil Powers	1	0
Total	401	36

All of White's shutouts were with one catcher.



### CATCHING CHARLIE BUFFINTON

Charlie Buffinton pitched for Boston (NL) 1882-86; Philadelphia (NL) 1887-89; Philadelphia (PL) 1890; Boston (AA) 1891; and Baltimore (NL) 1892. He made 396 starts and threw 30 shutouts.

	<u>Starts</u>	<u>Shutouts</u>
Mert Hackett	111	10
Jack Clements	99	8
Tom Gunning	44	2
Morgan Murphy	37	2
Lave Cross	19	0
Mike Hines	18	5
Pat Dealy	16	1
Wilbert Robinson	11	0
Bill Hallman	9	0
Pop Tate	6	0
Jocko Milligan	5	0
Duke Farrell	4	0
Deacon McGuire	3	0
Ed Rowen	3	1
Pop Schriver	3	0
Con Daily	2	0
Pat Deasley	2	0
Joe Gunson	2	0
King Kelly	2	0
Total	396	30

One of Buffinton's shutouts was with more than one catcher.

